

Scaled data based on original data using
LM-79-08 Approved Method: Electrical and Photometric Measurements of Solid-
State Lighting Products

Test Report Prepared for
Cooper Lighting Solutions
(formerly Eaton)

Brand: McGRAW-EDISON

Report Number: P227823

Luminaire Tested: **ISS-AF-XXX-LED-E1-T4FT-7050-XXB**

Issue Date: 3/3/2020

Test Information

Test Method: LM-79-08
Report Number: P227823
TEST IS SCALED FROM IESNA LM-79-08 TEST DATA (P29760)
Test Lab: INNOVATION CENTER-P2
Issue Date: 3/3/2020
Manufacturer: COOPER LIGHTING SOLUTIONS (FORMERLY EATON)
Product Line: MCGRAW-EDISON
Catalog Number: ISS-AF-XXX-LED-E1-T4FT-7050-XXB
Description: IMPACT ELITE LED QUATER SPHERE LUMINAIRE, EMERGENCY MODE WITH BATTERY BACKPACK BOX
LIGHT SQUARE WITH ACCULED OPTICS-TYPE IV FORWARD THROW
Light Source: (16) 5000K CCT, 70 CRI LEDs
Ballast/Driver: ELECTRONIC DRIVER

Summary

Lumens per Lamp: N/A
Luminaire Lumens: 628 lumens
Efficiency: N/A
Efficacy: 48.3 lumens/watt
Luminous Opening: Rectangular (W 0.5' x L: 0.5' x H: 0')
IES Classification: Type IV - Short - Non-Cutoff
BUG Rating: B0 - U0 - G1

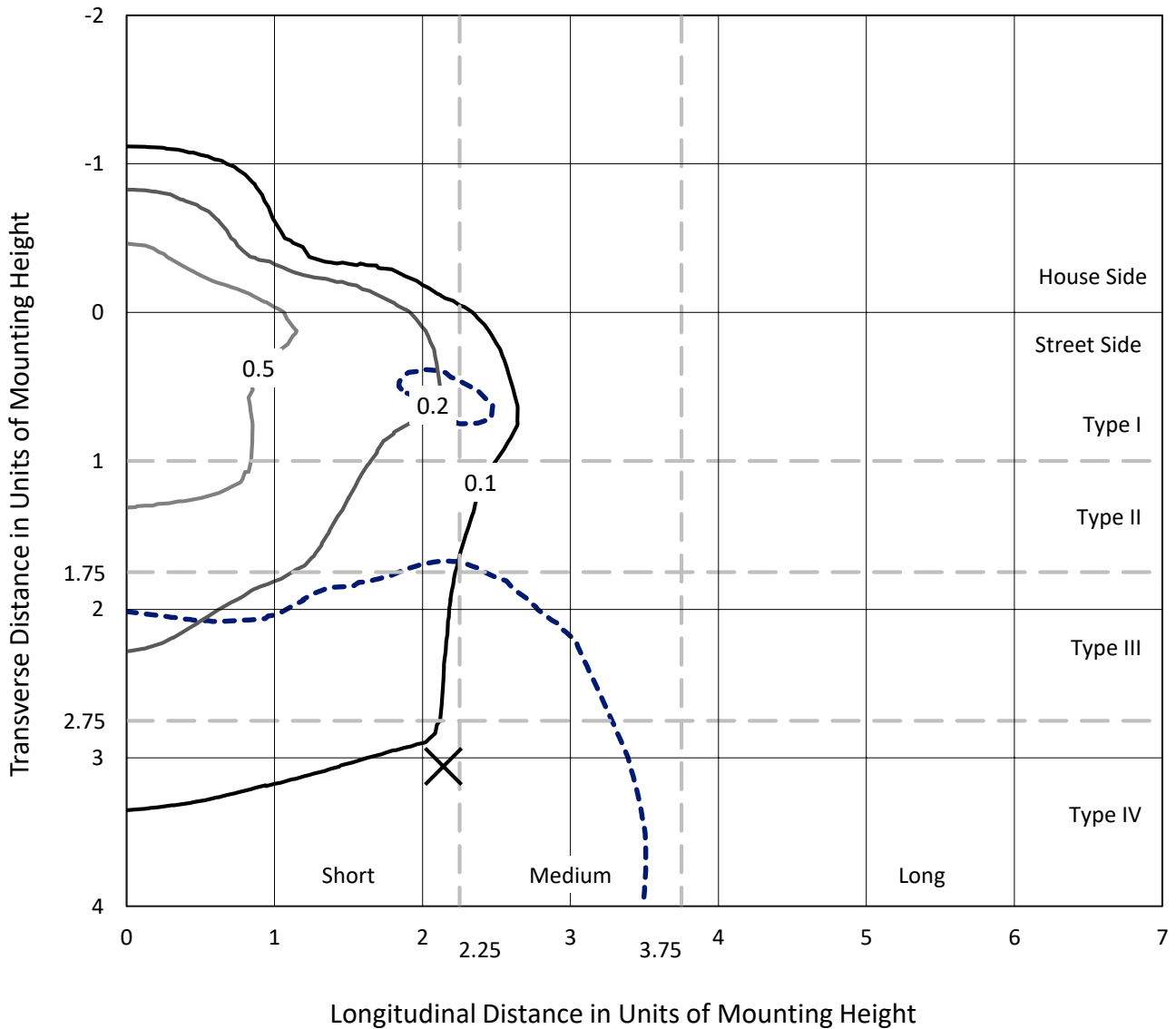
Input Watts (W): 13
Input Voltage (V): 120
Input Current (Ain): NR
Voltage Rise (V): NR
Power Factor: NR
Total Harmonic Distortion (THDi): NR
Frequency (hertz): 60
Stabilization Time: NR
Operation Time: NR
Ambient Temperature (°C): NR
Test Distance: 25 FT



REPORT NUMBER: P227823
 CATALOG NUMBER: ISS-AF-XXX-LED-E1-T4FT-7050-XXB

Iso-Footcandle Lines of Horizontal Illumination

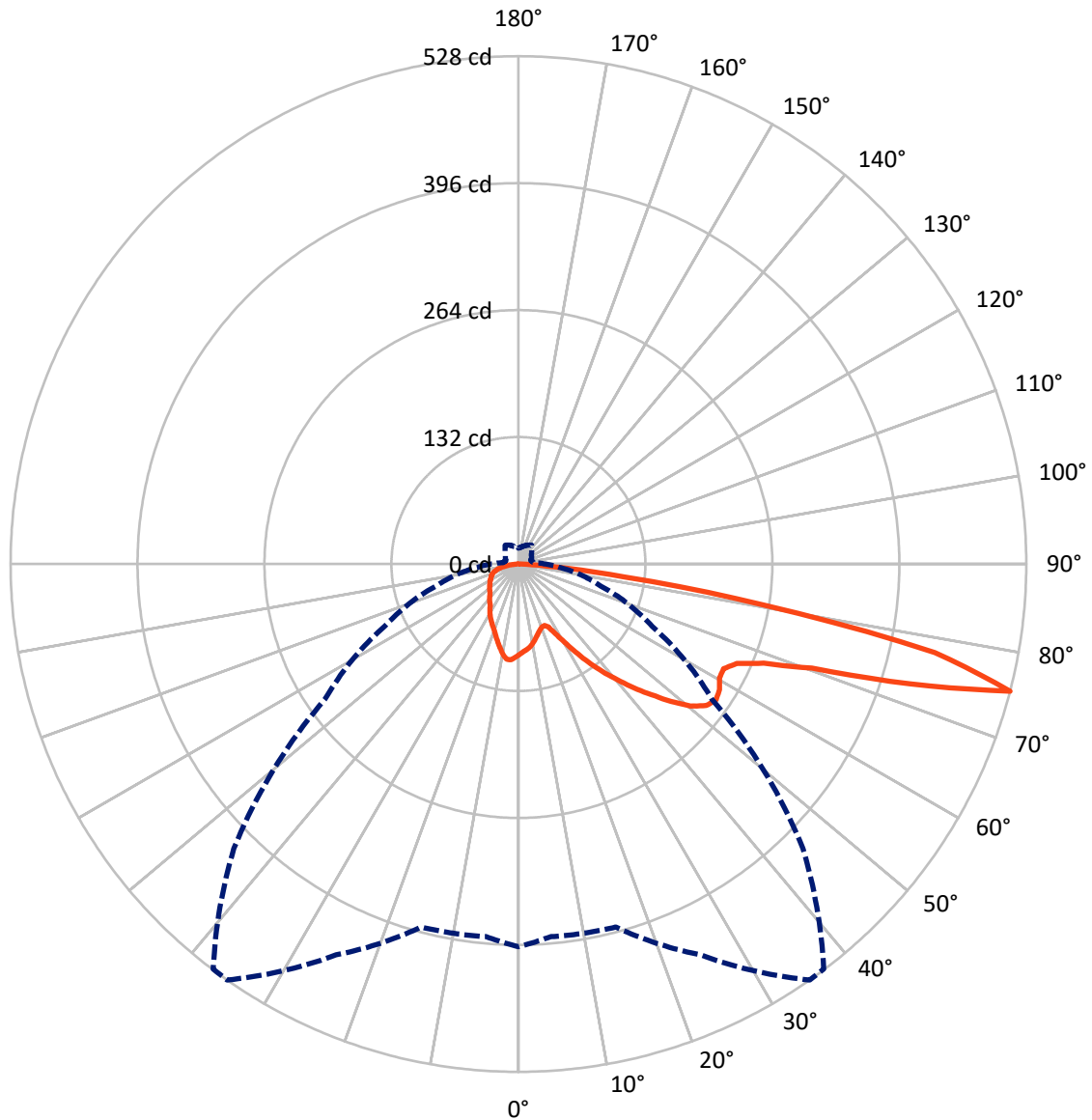
× Max cd
 - - - 1/2 Max cd



Based on 10 foot mounting height. Maximum calculated value = 1 fc
 Type IV - Short - Non-Cutoff

REPORT NUMBER: P227823
CATALOG NUMBER: ISS-AF-XXX-LED-E1-T4FT-7050-XXB

Luminous Intensity Polar Plot



— Vertical Plane Through 35-Deg Lateral - - - Horizontal Cone Through 75-Deg Vertical

REPORT NUMBER: P227823

CATALOG NUMBER: ISS-AF-XXX-LED-E1-T4FT-7050-XXB

FLUX DISTRIBUTION:

		Downward	Upward	Total
House Side	Lumens	126.0	0.0	126.0
	% Fixture	20.1	0.0	20.1
Street Side	Lumens	502.0	0.0	502.0
	% Fixture	79.9	0.0	79.9
Total	Lumens	628.0	0.0	628.0
	% Fixture	100.0	0.0	100.0

Coefficient of Utilization

ZONAL LUMENS:

Zone	Lumens	% Fixture
0°-10°	8.9	1.4
10°-20°	23.4	3.7
20°-30°	37.0	5.9
30°-40°	59.7	9.5
40°-50°	88.3	14.1
50°-60°	113.5	18.1
60°-70°	140.6	22.4
70°-80°	141.6	22.6
80°-90°	15.1	2.4
90°-100°	0.0	0.0
100°-110°	0.0	0.0
110°-120°	0.0	0.0
120°-130°	0.0	0.0
130°-140°	0.0	0.0
140°-150°	0.0	0.0
150°-160°	0.0	0.0
160°-170°	0.0	0.0
170°-180°	0.0	0.0
0°-90°	628.0	100.0
0°-180°	628.0	100.0



REPORT NUMBER: P227823

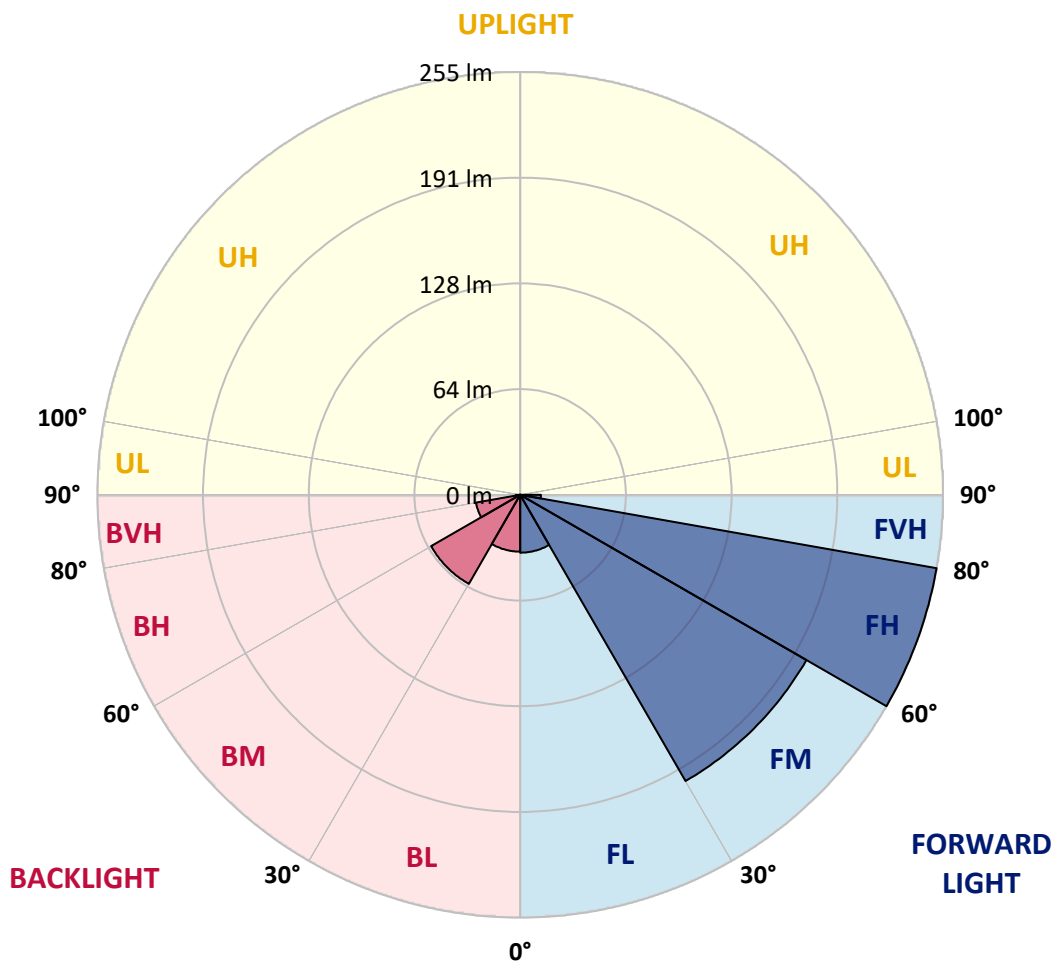
CATALOG NUMBER: ISS-AF-XXX-LED-E1-T4FT-7050-XXB

LUMINAIRE CLASSIFICATION SYSTEM LUMEN TABLE AND BUG RATING:

Zone		Lumens	% Fixture	Zone Rating/Lumen Limit		
				B	U	G
FL	(0°-30°)	34.9	5.6			
FM	(30°-60°)	199.4	31.8			
FH	(60°-80°)	255.1	40.6			G0/660
FVH	(80°-90°)	12.5	2.0			G1/100
BL	(0°-30°)	34.3	5.5	B0/110		
BM	(30°-60°)	62.1	9.9	B0/220		
BH	(60°-80°)	27.1	4.3	B0/110		G0/110
BVH	(80°-90°)	2.6	0.4			G0/10
UL	(90°-100°)	0.0	0.0		U0/0	
UH	(100°-180°)	0.0	0.0		U0/0	

BUG Rating: B0-U0-G1

Type IV Short





REPORT NUMBER: P227823

CATALOG NUMBER: ISS-AF-XXX-LED-E1-T4FT-7050-XXB

CANDELA DISTRIBUTION (FULL):

	0°	5°	15°	25°	35°	37°	45°	55°	65°	75°	85°
0°	94.3	94.3	94.3	94.3	94.3	94.3	94.3	94.3	94.3	94.3	94.3
2.5°	91.6	91.4	91.2	91.2	91.6	91.6	91.8	92.0	92.2	92.9	93.7
5°	89.1	88.9	88.7	88.9	89.5	89.5	90.1	90.6	91.0	92.0	93.1
7.5°	85.7	85.7	85.5	86.4	87.0	86.8	87.6	88.1	89.1	90.1	91.8
10°	81.3	81.3	81.3	82.4	83.4	83.4	84.1	85.1	86.0	87.4	89.5
12.5°	77.6	77.4	77.4	78.2	79.5	79.7	80.7	82.2	83.2	85.1	87.4
15°	76.3	75.9	74.8	74.8	75.5	75.5	77.2	79.2	80.9	82.8	85.5
17.5°	76.5	75.9	73.2	72.3	72.3	72.5	74.2	76.5	78.6	80.9	84.5
20°	78.4	77.4	72.3	70.4	70.0	70.2	71.7	74.0	76.5	79.7	83.6
22.5°	86.6	84.9	75.5	71.3	69.4	69.4	70.2	72.7	75.9	80.1	85.1
25°	105.5	102.7	86.0	78.4	72.7	72.1	70.7	73.2	76.9	82.0	89.3
27.5°	124.7	122.0	99.0	90.8	82.0	80.1	74.6	75.3	79.5	86.2	95.6
30°	140.9	138.6	115.3	105.9	94.1	92.0	83.6	79.7	83.9	92.0	105.0
32.5°	142.1	141.1	132.9	123.3	109.0	106.1	95.0	88.7	90.8	100.0	115.3
35°	153.9	153.0	148.6	139.4	125.2	121.8	110.1	100.4	99.8	108.8	127.0
37.5°	165.4	164.4	161.4	155.1	141.9	139.2	130.0	114.5	110.1	119.1	138.6
40°	176.3	174.8	171.1	167.5	157.9	157.9	148.0	127.9	119.9	128.1	148.2
42.5°	196.4	191.8	181.8	179.0	176.3	176.3	161.8	137.1	127.9	137.9	157.4
45°	215.7	211.3	197.7	192.2	193.7	192.9	173.0	142.4	135.0	147.2	166.3
47.5°	231.0	227.0	213.2	209.4	213.6	210.3	182.2	146.5	144.0	157.0	173.6
50°	244.7	235.2	221.8	226.8	232.1	226.4	190.4	152.8	153.0	167.5	184.3
52.5°	226.0	225.0	227.9	239.6	244.7	238.4	197.7	160.8	162.7	180.9	196.4
55°	203.6	203.4	220.5	243.4	249.5	243.6	202.5	170.4	172.7	197.5	211.7
57.5°	199.2	197.1	208.8	235.4	246.5	242.4	205.0	179.5	182.4	218.5	226.8
60°	213.4	209.4	207.6	226.8	240.3	238.2	208.2	190.2	194.1	242.4	240.9
62.5°	244.4	239.0	225.6	227.5	239.6	238.0	215.7	202.7	207.3	266.3	248.9
65°	285.5	281.6	260.2	244.9	249.5	247.2	229.4	218.7	221.2	283.4	239.8
67.5°	330.6	325.2	301.9	280.9	275.1	270.7	250.9	237.5	228.5	280.9	215.7
70°	381.6	375.7	355.6	334.0	323.9	319.1	288.7	253.9	225.8	253.3	170.2
72.5°	444.2	436.3	425.2	427.5	425.8	412.4	348.9	259.3	205.9	188.5	101.7
75°	398.1	389.1	391.0	448.6	528.3	527.7	418.5	245.9	153.5	88.9	44.0
77.5°	142.8	157.9	232.9	336.1	443.0	442.4	323.9	153.9	65.8	37.9	26.6
80°	35.8	36.5	57.9	137.9	258.7	256.6	183.7	58.1	27.5	23.1	18.2
82.5°	11.5	12.4	21.2	47.6	110.7	108.2	57.0	19.1	17.2	14.9	11.1
85°	3.8	3.8	7.5	16.4	36.5	35.0	11.5	6.9	9.4	7.8	5.0
87.5°	0.0	0.0	0.2	0.4	0.8	0.4	0.0	0.4	1.3	1.5	1.0
90°	0.0	0.0	0.0	0.0	0.0	0.0	0.0	0.0	0.0	0.0	0.0



REPORT NUMBER: P227823

CATALOG NUMBER: ISS-AF-XXX-LED-E1-T4FT-7050-XXB

CANDELA DISTRIBUTION (continued):

	90°	95°	105°	115°	125°	135°	145°	155°	165°	175°	180°
0°	94.3	94.3	94.3	94.3	94.3	94.3	94.3	94.3	94.3	94.3	94.3
2.5°	94.3	94.1	95.0	95.6	95.8	96.4	97.1	97.5	97.3	97.1	97.1
5°	94.1	94.3	95.8	97.1	98.1	99.2	100.0	100.4	100.2	100.2	100.2
7.5°	92.9	93.7	95.4	97.5	99.0	99.6	99.8	99.2	98.7	98.1	98.1
10°	90.8	92.0	94.8	97.1	97.7	96.9	95.6	94.3	92.7	91.6	91.6
12.5°	89.1	90.6	93.9	95.8	95.0	92.9	90.1	88.1	86.4	85.1	84.9
15°	87.6	89.5	93.1	93.5	91.6	88.1	84.5	82.2	80.3	79.5	79.5
17.5°	86.6	89.1	92.2	91.0	87.2	82.6	79.2	77.4	75.9	75.1	74.8
20°	86.8	89.9	91.4	87.8	82.4	77.6	74.4	73.4	72.3	71.9	71.9
22.5°	89.1	92.0	91.2	85.1	78.0	72.5	70.4	70.2	69.8	69.4	69.2
25°	94.1	96.2	91.8	82.4	73.4	67.9	66.9	67.5	67.3	66.9	66.9
27.5°	101.1	101.5	92.9	79.7	68.3	63.5	63.5	64.6	64.2	63.5	63.9
30°	109.4	107.1	93.3	75.3	62.5	59.3	60.0	60.6	60.2	59.3	59.3
32.5°	118.5	113.0	93.3	69.6	56.8	55.6	55.8	56.0	55.1	54.1	54.1
35°	127.3	118.7	92.2	62.9	52.4	51.8	51.6	52.4	51.8	50.3	50.3
37.5°	135.6	123.1	89.5	56.0	49.1	48.8	49.5	49.1	48.2	46.1	45.7
40°	141.5	126.0	84.1	50.3	46.3	47.6	47.2	44.9	43.6	42.1	42.1
42.5°	146.8	127.5	77.4	45.9	44.4	46.1	44.4	41.5	39.8	39.6	39.8
45°	151.6	128.7	70.9	42.3	42.1	44.4	42.3	39.2	37.3	37.3	37.5
47.5°	156.2	130.0	64.4	39.0	39.4	41.9	40.7	37.5	35.6	34.4	34.4
50°	163.5	132.9	54.9	35.4	36.3	39.8	39.4	35.8	33.8	31.9	31.4
52.5°	172.3	137.9	44.7	31.7	34.0	37.9	37.9	34.4	32.1	29.6	29.1
55°	184.1	143.4	35.8	28.9	31.7	35.8	36.5	33.8	30.4	28.1	27.7
57.5°	195.8	145.3	28.9	26.2	28.7	33.8	35.4	32.5	28.5	26.8	26.6
60°	204.0	139.2	24.3	23.9	26.6	31.2	34.0	31.0	27.3	25.6	25.6
62.5°	202.7	120.8	21.8	22.4	24.9	29.4	32.7	29.8	26.4	25.4	25.2
65°	184.9	91.2	19.7	21.2	23.5	27.5	31.4	29.1	26.0	24.9	24.5
67.5°	155.8	60.6	18.2	19.9	22.0	26.0	30.4	28.3	24.7	24.1	23.7
70°	112.8	35.4	16.8	18.7	20.5	24.3	28.9	26.6	23.3	22.9	21.8
72.5°	61.0	22.2	15.1	17.0	18.7	22.2	26.6	24.5	21.4	19.7	19.1
75°	27.9	16.1	13.4	15.1	16.4	19.5	23.9	21.6	19.1	17.0	16.6
77.5°	18.7	12.2	11.3	13.0	13.6	16.4	21.2	17.2	14.9	13.4	13.0
80°	12.8	9.0	9.2	10.7	10.5	13.0	15.9	13.8	11.7	12.2	11.1
82.5°	8.2	6.3	7.1	7.5	7.3	9.9	12.4	10.5	8.8	7.3	6.3
85°	3.6	3.4	4.2	4.4	4.4	5.5	6.5	5.2	4.0	2.9	2.9
87.5°	0.2	0.4	0.4	0.6	0.4	0.2	0.0	0.0	0.0	0.0	0.0
90°	0.0	0.0	0.0	0.0	0.0	0.0	0.0	0.0	0.0	0.0	0.0

(END OF REPORT)